


Surface mounted / partially recessed light fittings



F235ALDP

Body:

White painted (RAL 9003) metal sheet

Optic (&):

ALDP - double parabolic louvre category

C2 of highly polished aluminium

MATDP - double parabolic louvre category

C2 of mat aluminium

M4DP - double parabolic louvre category

C2 of highly polished aluminium

Wiring (#):

EP - high frequency ballast HFB (standard)

EPSA - HFB analogue dimmable (1-10 V)

EPSD - HFB digital dimmable TRIDONIC ECO

EPSDD - HFB digital dimmable DALI

MULTIWATT - universal HFB for T5 lamps

Application:

These light fittings can be used as surface mounted or partially recessed into false ceiling with visible supporting structure (600x600 module) or gypsum plasterboard-type ceiling using holders set. Fittings are recommended for offices, for lighting areas with high requirements for light and glare control.

Accessories:

Holders set 16720040001 for 2-lamps fittings

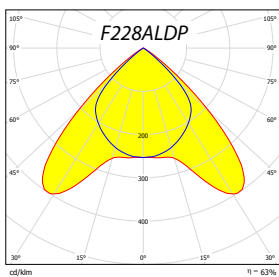
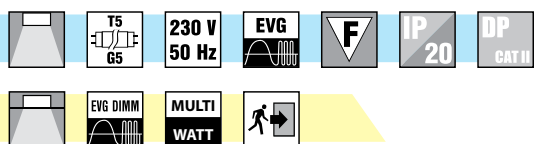
Holders set 16740040001 for 4-lamps fittings

Versions (@):

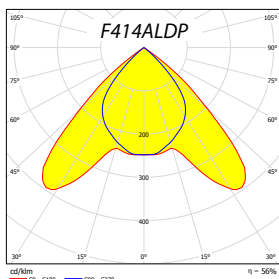
NZ - emergency pack

EP2 - double-circuit wiring



RAL9006 - surface finished in RAL 9006



F414ALDP



F414 WITH HOLDERS SET



HOLDERS SET

Surface installation

	W	A	B	X	Y	kg
F414 (24) &#@	4x14(24)	620	620	500	170	4,5
F228 (54) &#@	2x28(54)	1220	370	1040	140	7,0
F235(49, 80) &#@	2x35(49, 80)	1520	370	1340	140	8,2

Recessed installation - cut-out dimensions

	W	G	H	*
F414 (24) &#@	4x14(24)	580	580	16740040001
F228 (54) &#@	2x28(54)	1180	270	16720040001
F235(49, 80) &#@	2x35(49, 80)	1480	270	16720040001

