
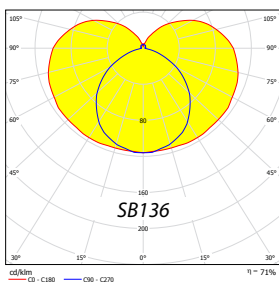


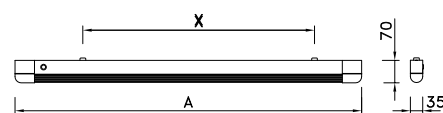
# SB



SB118



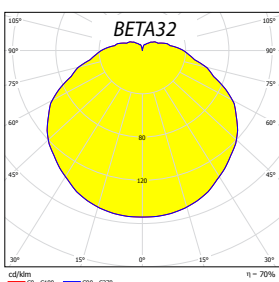
Typ	W	A	X	kg
SB110#	1x10	428	210	0,7
SB115#	1x15	530	220	0,9
SB118#	1x18	684	350	1,1
SB130#	1x30	987	650	1,4
SB136#	1x36	1292	960	1,6
SB158EP	1x58	1592	1260	1,2



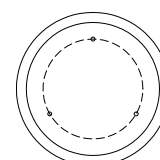
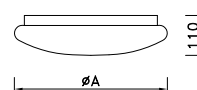
# BETA



BETA32K2



Typ	W	A	kg
BE122@	1x22	275	1,1
BE132@	1x32	375	1,5
BE140@	1x40	460	1,9



## Residential batten light fittings

**Body:**  
White painted (RAL 9003) aluminium sheet with ABS plastic endcaps.

**Optic:**  
Prismatic PMMA cover

**Wiring (#):**  
N - uncompensated, ballast cat. B  
EP - high frequency ballast

**Application:**  
Surface mounted line luminaire for residential use.

**Note:**  
Luminaires are equipped with a light switcher, delivered with a lamp.

## Residential light fittings

**Body:**  
White ABS plastic body

**Optic:**  
Opal acrylic PMMA cover

**Wiring:**  
K - compensated, ballast cat. B

**Application:**  
Surface mounted luminaire for residential use.

**Version:**  
K1 - opal cover  
K2 - opal cover with stripes

**Note:**  
Luminaires are delivered with a lamp (T-R).